

Bedding Plants (video 1)

Week 1 – Bedding Plants



Bedding refers to the temporary planting of fast growing plants into a flower bed to create colourful, temporary seasonal displays, during Spring, Summer or Winter.

When choosing bedding plants there are a number of things to think about:-


- Where will it be planted?
- Is it important what it looks or smells like?
- Do you want to support wildlife and want to plant what is attractive to bees and butterflies?

Bedding Plants (video 1)


Here are some of the most popular bedding plants




Antirrhinum (Snapdragon), range of mouth like flowers which open when squeezed. that come in variety of colours.



Impatiens (Busy Lizzies) are good for shadier beds and borders. Produce large flowers in a range of colours.



Petunias are popular because of their large trumpet flowers and fantastic range of colours



Pansies are colourful, easy to grow and long lasting. They can be grown in pots, troughs and borders.



Lobelia has dainty flowers which can cascade in containers to create a waterfall effect, or can be upright for borders. Comes in various shades.



Marigolds come in sunshine shades, with large blooms. They are easy to grow and are happy anywhere. Good for attracting pollinating insects.

Bedding Plants (video 1)

Why not have a go at growing some yourself?

Bedding plants can be grown from seed, or bought as small plants or seedlings (plugs). You like to watch my video before doing this if you like.

What you need

Seeds or seedlings

Compost

Plant pot/trough

Trowel

Gloves

Water

If you only want to plant a pot, it is best to get just a few small plants. If you plant seeds you will end up with a lot of plants if you are not careful with the seeds as they are generally very small.

To plant seeds

1. Fill a tray to just over half with compost



2. Carefully sprinkle seeds evenly over compost



3. Cover lightly with more compost and gently level



4. Water generously



5. Place the tray somewhere sunny and warm



6. Water regularly and wait for the seeds to sprout.



Bedding Plants (video 1)

To plant seedlings

1. Fill a container, pot, trough, old wellington, etc to near the top with compost.



2. Make a hole where you want to put your first plant.



3. Gently remove the seedlings/plugs from the tray that they come in



4. Place seedling into hole and fill around it with compost.



5. Repeat until all your plants are in the pot.



6. Water well.



7. Water regularly and wait for blooms to appear.



Bedding Plants (video 1)

Here is a picture of some pansies to colour. You can use colours that you like.



Bedding Plants (video 1)



Word List

Can you find these words?

Alyssum
Antirrhinum
Aster
Begonia
Busy Lizzie
Gazania
Geranium
Lobelia
Marigold
Pansy
Petunia
Stock

Bedding Plants (video 1)